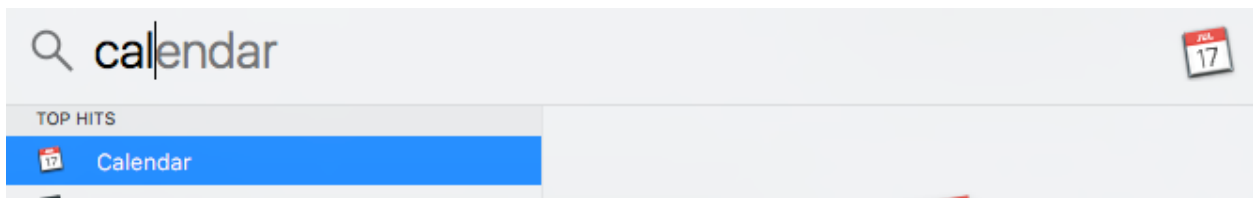


How to Subscribe to Bill Roberts Google Calendar on a Mac

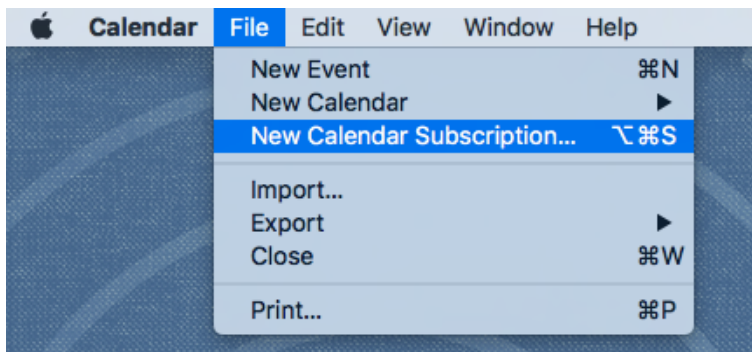
Click the calendar icon on your mac:



Or go to Spotlight (the magnifying glass in the top left) and type calendar and open the program:

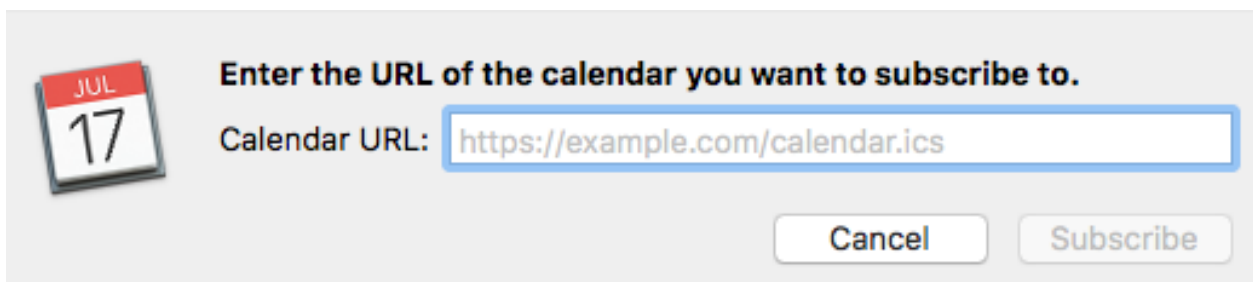


Go to the top and click "File" and Select "New Calendar Subscription"



In the URL box type this:

<https://calendar.google.com/calendar/ical/william.robertselementary%40gmail.com/public/basic.ics>



How to Subscribe to Bill Roberts Google Calendar on an iPhone/iPad

Setting->Calendar->Accounts

Scroll down to “Add Account”

Click Other

“Add Subscribed Calendar”

Server =

<https://calendar.google.com/calendar/ical/william.robertselementary%40gmail.com/public/basic.ics>

Hint: text or email yourself the URL, add it to clipboard by highlighting and clicking “copy” then paste it in the box.

Last Updated 8/21/2017 – iOS 10.3.3